


Product data sheet

Specifications



slim interface plug in relay,
Harmony Electromechanical
Relays, 6A, 1CO, standard, 24V
DC

RSL1AB4BD

Product availability: Stock - Normally stocked in distribution facility

Price*: 9.39 USD

Main

Range of Product	Harmony Electromechanical Relays
Series name	Slim interface relay
Product or Component Type	Plug-in relay
Device short name	RSL
Contacts type and composition	1 C/O
Contact operation	Standard
[Uc] control circuit voltage	24 V DC
[Ithe] conventional enclosed thermal current	6 A -40...131 °F (-40...55 °C)
Status LED	Without
Control Type	Without push-button

Complementary

Shape of pin	Flat (PCB type)
Average resistance	3390 Ohm at 73 °F (23 °C) +/- 15 %
Rated operational voltage limits	18...33.6 V DC
[Ui] rated insulation voltage	250 V IEC 277 V cUL
[Uimp] rated impulse withstand voltage	6 kV IEC
Contacts material	Silver alloy (AgSnO2)
[Ie] rated operational current	6 A AC-1/DC-1)IEC/UL
Minimum switching current	100 mA
Maximum switching voltage	277 V
Minimum switching voltage	12 V
Maximum switching capacity	1500 VA 150 W
Minimum switching capacity	120 mW
Operating rate	<= 360 cycles/hour under load <= 18000 cycles/hour no-load
Mechanical durability	10000000 cycles
Electrical durability	60000 cycles, 6 A at 250 V, AC-1 C/O

Price is "List Price" and may be subject to a trade discount – check with your local distributor or retailer for actual price.

Operating time	5 ms reset 12 ms
Protection category	RT III
Test levels	Level A group mounting
Operating position	Any position
Width	0.2 in (5 mm)
Height	1.1 in (28 mm)
Depth	0.7 in (18.5 mm)
Terminals description ISO n°1	(11-12-14)OC (A1-A2)CO
Net Weight	0.0119 lb(US) (0.0054 kg)
Load current	6 A 250 V AC 0.5 mm mounting distance
Average coil consumption	0.17 W
Drop-out voltage threshold	$\geq 0.05 U_c$
Safety reliability data	B10d = 60000
Mounting Support	Socket or PCB
Device presentation	Complete product

Environment

Dielectric strength	1000 V AC between contacts 4000 V AC between coil and contact
Standards	CSA C22.2 No 14 IEC 61810-1 UL 508
Product Certifications	CSA UL EAC
Ambient Air Temperature for Storage	-40...158 °F (-40...70 °C)
Vibration resistance	+/- 1 mm 10...55 Hz)IEC 60068-2-6
IP degree of protection	IP40 conforming to IEC 60529
Shock resistance	5 gn 11 ms) not operating IEC 60068-2-27 5 gn 11 ms) in operation IEC 60068-2-27
Ambient air temperature for operation	-40...131 °F (-40...55 °C)

Ordering and shipping details

Category	US10CP221127
Discount Schedule	0CP2
GTIN	3606480077975
Returnability	Yes
Country of origin	US

Packing Units

Unit Type of Package 1	PCE
Number of Units in Package 1	1
Package 1 Height	0.197 in (0.500 cm)

Package 1 Width	0.591 in (1.500 cm)
Package 1 Length	1.102 in (2.800 cm)
Package 1 Weight	0.176 oz (5.000 g)
Unit Type of Package 2	BB1
Number of Units in Package 2	10
Package 2 Height	0.276 in (0.700 cm)
Package 2 Width	0.945 in (2.400 cm)
Package 2 Length	12.008 in (30.500 cm)
Package 2 Weight	2.504 oz (71.000 g)
Unit Type of Package 3	S01
Number of Units in Package 3	500
Package 3 Height	5.906 in (15.000 cm)
Package 3 Width	5.906 in (15.000 cm)
Package 3 Length	15.748 in (40.000 cm)
Package 3 Weight	8.627 lb(US) (3.913 kg)

Contractual warranty

Warranty	18 months
-----------------	-----------

Sustainability

Green Premium™ label is Schneider Electric's commitment to delivering products with best-in-class environmental performance. Green Premium promises compliance with the latest regulations, transparency on environmental impacts, as well as circular and low-CO₂ products.

Guide to assessing product sustainability is a white paper that clarifies global eco-label standards and how to interpret environmental declarations.

[Learn more about Green Premium >](#)

[Guide to assess a product's sustainability >](#)



Transparency RoHS/REACH

Well-being performance

✓ Reach Free Of Svhc

✓ Toxic Heavy Metal Free

✓ Mercury Free

✓ Rohs Exemption Information Yes

✓ Toxic Free

✓ Phenolic Free Solution

Certifications & Standards

Reach Regulation [REACH Declaration](#)

Eu Rohs Directive Pro-active compliance (Product out of EU RoHS legal scope)
[EU RoHS Declaration](#)

China Rohs Regulation [China RoHS declaration](#)

Environmental Disclosure [Product Environmental Profile](#)

Weee The product must be disposed on European Union markets following specific waste collection and never end up in rubbish bins.

Circularity Profile [End of Life Information](#)

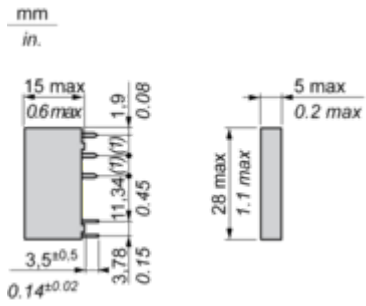
California Proposition 65

"WARNING: This product can expose you to chemicals including: Nickel compounds, which is known to the State of California to cause cancer, and Di-isodecyl phthalate (DIDP), which is known to the State of California to cause birth defects or other reproductive harm. For more information go to www.P65Warnings.ca.gov"

Dimensions Drawings

Dimensions

Relay with Flat Pins (PCB Type)



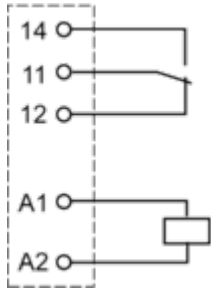
(1): 5.04 mm / 0.19 in.

Connections and Schema

Wiring Diagram

Relay with Flat Pins (PCB Type)

1 C/O contact

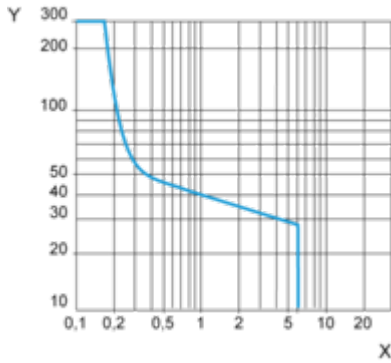


Performance Curves

Curves for Resistive Load

Maximum Switching Capacity on DC Load

Resistive load

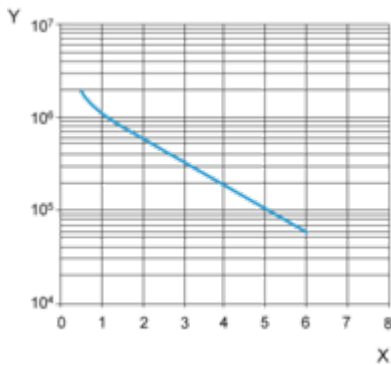


X DC Current

Y DC Voltage

Electrical Durability

Only tested at 6A/250VAC, projection for the rest
250 Vac Resistive load



X Switching current (A)

Y Cycles

Note : These are typical curves, actual durability depends on load, environment, duty cycle, etc.

Image of product / Alternate images

Alternative



