

# Product data sheet

Specifications



interface plug-in relay, Harmony electromechanical relays, 8A, 2CO, 24V AC

RSB2A080B7

Product availability: Stock - Normally stocked in distribution facility

Price\*: 5.12 USD

## Main

Range of Product	Harmony Electromechanical Relays
Series name	Interface relay
Product or Component Type	Plug-in relay
Device short name	RSB
Contacts type and composition	2 C/O
Contact operation	Standard
[Uc] control circuit voltage	24 V AC 50/60 Hz
[Ithe] conventional enclosed thermal current	8 A -40...104 °F (-40...40 °C)
Status LED	Without
Control Type	Without push-button

## Complementary

Shape of pin	Flat (PCB type)
average coil resistance	368 Ohm AC 20 °C +/- 10 %
[Ue] rated operational voltage	19.2...36 V AC 50/60 Hz
[Ui] rated insulation voltage	400 V IEC 60947
[Uimp] rated impulse withstand voltage	3.6 kV IEC 61000-4-5
Contacts material	Silver alloy (AgNi)
[Ie] rated operational current	4 A AC-1/DC-1) NC IEC 8 A AC-1/DC-1) NO IEC
Minimum switching current	10 mA
Maximum switching voltage	300 V DC IEC
minimum switching voltage	12 V
Maximum switching capacity	2000 VA/224 W
resistive rated load	8 A 250 V AC 8 A 28 V DC
Minimum switching capacity	120 mW 10 mA, 12 V
Operating rate	<= 600 cycles/hour under load <= 18000 cycles/hour no-load
Mechanical durability	5000000 cycles

Price is "List Price" and may be subject to a trade discount – check with your local distributor or retailer for actual price.

<b>Electrical durability</b>	100000 cycles, 8 A at 250 V, AC-1 NO 100000 cycles, 4 A at 250 V, AC-1 NC
<b>Operating time</b>	20 ms operating 20 ms reset
<b>average coil consumption</b>	0.75 VA AC
<b>Drop-out voltage threshold</b>	>= 0.15 U <sub>c</sub> AC
<b>Safety reliability data</b>	B10d = 100000
<b>Protection category</b>	RT I
<b>Test levels</b>	Level A group mounting
<b>Operating position</b>	Any position
<b>Net Weight</b>	0.031 lb(US) (0.014 kg)
<b>Sale per indivisible quantity</b>	10
<b>Device presentation</b>	Complete product

## Environment

<b>Dielectric strength</b>	1000 V AC between contacts 2500 V AC between poles 5000 V AC between coil and contact
<b>Standards</b>	CSA C22.2 No 14 UL 508 IEC 61810-1
<b>Product Certifications</b>	UL CSA EAC
<b>Ambient Air Temperature for Storage</b>	-40...185 °F (-40...85 °C)
<b>Vibration resistance</b>	+/- 1 mm 10...55 Hz)IEC 60068-2-6
<b>IP degree of protection</b>	IP40 conforming to IEC 60529
<b>Shock resistance</b>	10 gn 11 ms) not operating IEC 60068-2-27 5 gn 11 ms) in operation IEC 60068-2-27
<b>Ambient air temperature for operation</b>	-40...158 °F (-40...70 °C) AC)

## Ordering and shipping details

<b>Category</b>	US10CP221127
<b>Discount Schedule</b>	0CP2
<b>GTIN</b>	3389110255836
<b>Returnability</b>	Yes
<b>Country of origin</b>	AT

## Packing Units

<b>Unit Type of Package 1</b>	PCE
<b>Number of Units in Package 1</b>	1
<b>Package 1 Height</b>	0.669 in (1.700 cm)
<b>Package 1 Width</b>	0.984 in (2.500 cm)
<b>Package 1 Length</b>	12.244 in (31.100 cm)
<b>Package 1 Weight</b>	0.423 oz (12.000 g)
<b>Unit Type of Package 2</b>	BB1

<b>Number of Units in Package 2</b>	10
<b>Package 2 Height</b>	0.669 in (1.700 cm)
<b>Package 2 Width</b>	0.984 in (2.500 cm)
<b>Package 2 Length</b>	12.244 in (31.100 cm)
<b>Package 2 Weight</b>	5.150 oz (146.000 g)
<b>Unit Type of Package 3</b>	S01
<b>Number of Units in Package 3</b>	350
<b>Package 3 Height</b>	5.906 in (15.000 cm)
<b>Package 3 Width</b>	5.906 in (15.000 cm)
<b>Package 3 Length</b>	15.748 in (40.000 cm)
<b>Package 3 Weight</b>	11.574 lb(US) (5.250 kg)

## Contractual warranty

<b>Warranty</b>	18 months
-----------------	-----------

## Sustainability

**Green Premium™ label** is Schneider Electric's commitment to delivering products with best-in-class environmental performance. Green Premium promises compliance with the latest regulations, transparency on environmental impacts, as well as circular and low-CO<sub>2</sub> products.

**Guide to assessing product sustainability** is a white paper that clarifies global eco-label standards and how to interpret environmental declarations.

[Learn more about Green Premium >](#)

[Guide to assess a product's sustainability >](#)

## Well-being performance

✓ Toxic Heavy Metal Free

---

✓ Mercury Free

---

✓ Rohs Exemption Information [Yes](#)

---

**Reach Regulation** [REACH Declaration](#)

---

**Eu Rohs Directive** Pro-active compliance (Product out of EU RoHS legal scope)  
[EU RoHS Declaration](#)

---

**China Rohs Regulation** [China RoHS declaration](#)

---

**Weee** The product must be disposed on European Union markets following specific waste collection and never end up in rubbish bins.

---

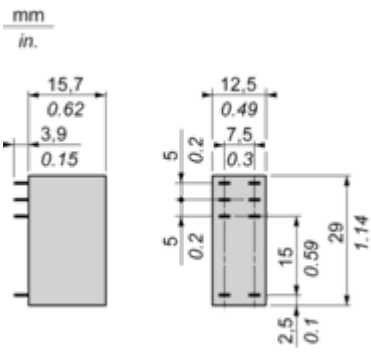
**California Proposition 65** "WARNING: This product can expose you to chemicals including: Nickel compounds, which is known to the State of California to cause cancer, and Di-isodecyl phthalate (DIDP), which is known to the State of California to cause birth defects or other reproductive harm. For more information go to [www.P65Warnings.ca.gov](http://www.P65Warnings.ca.gov)"

---

Dimensions Drawings

Dimensions

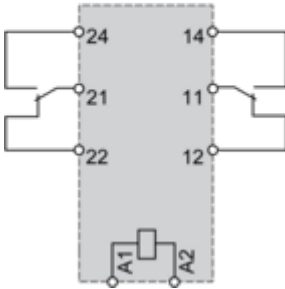
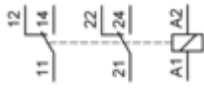
---



Connections and Schema

Wiring Diagram

---



**NOTE:** For DC input, A1 have to be +, otherwise it would short circuit from protection module

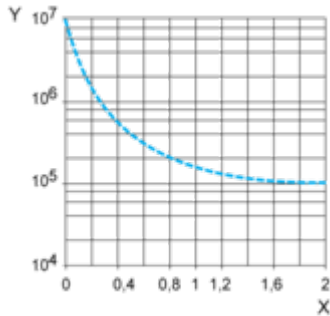
Performance Curves

**Electrical Durability of Contacts**

---

**Durability (inductive load) = durability (resistive load) x reduction coefficient.**

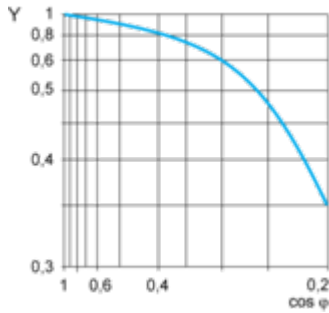
Resistive AC load



X Switching capacity (kVA)

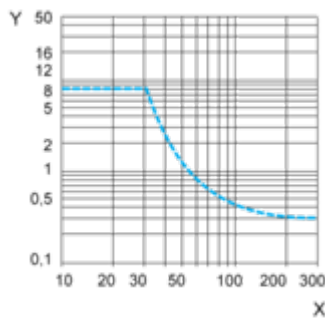
Y Durability (Number of operating cycles)

Reduction coefficient for inductive AC load (depending on power factor cos φ)



Y Reduction coefficient (A)

Maximum switching capacity on resistive DC load



X Voltage DC

Y Current DC

**Note :** These are typical curves, actual durability depends on load, environment, duty cycle, etc.



Image of product / Alternate images

Alternative

---

