

# Product data sheet

Specifications



miniature plug in relay, Harmony Electromechanical Relays, 12A, 2CO, with LED, lockable test but to n, 120V AC

RXM2AB2F7

Product availability: Stock - Normally stocked in distribution facility

Price\*: 7.56 USD

## Main

Range of Product	Harmony Electromechanical Relays
Series name	Miniature
Product or Component Type	Plug-in relay
Device short name	RXM
Contacts type and composition	2 C/O
[Uc] control circuit voltage	120 V AC 50/60 Hz
Status LED	With
Control Type	Lockable test button
Utilisation coefficient	20 %

## Complementary

Shape of pin	Flat
[Ui] rated insulation voltage	250 V IEC 300 V CSA 300 V UL
[Uimp] rated impulse withstand voltage	4 kV 1.2/50 µs
Contacts material	AgNi
[Ie] rated operational current	12 A 28 V DC) NO IEC 12 A 250 V AC) NO IEC 6 A 28 V DC) NC IEC 6 A 250 V AC) NC IEC 12 A 28 V DC) UL 12 A 277 V AC) UL
Continuous output current	10 A
Maximum switching voltage	250 V IEC
resistive rated load	12 A 250 V AC 12 A 28 V DC
Maximum switching capacity	3000 VA/336 W
Minimum switching capacity	170 mW 10 mA, 17 V
Operating rate	<= 1200 cycles/hour under load <= 18000 cycles/hour no-load
Mechanical durability	10000000 cycles
Electrical durability	100000 cycles resistive

Price is "List Price" and may be subject to a trade discount – check with your local distributor or retailer for actual price.

average coil consumption in VA	1.2 60 Hz
Average consumption	1.2 VA 60 Hz
Drop-out voltage threshold	>= 0.15 U <sub>c</sub>
operate time	20 ms
release time	20 ms
average coil resistance	4430 Ohm 20 °C +/- 15 %
Rated operational voltage limits	96...132 V AC
Safety reliability data	B10d = 100000
Protection category	RT I
Test levels	Level A group mounting
Operating position	Any position
CAD overall height	3.1 in (79 mm)
CAD overall depth	3.09 in (78.45 mm)
Net Weight	0.082 lb(US) (0.037 kg)
Device presentation	Complete product

## Environment

Dielectric strength	1300 V AC between contacts with micro disconnection 2000 V AC between coil and contact with basic insulation 2000 V AC between poles with basic insulation
Product Certifications	UL Lloyd's CE CSA GOST IECEE CB Scheme
Standards	CSA C22.2 No 14 IEC 61810-1 UL 508
Ambient Air Temperature for Storage	-40...185 °F (-40...85 °C)
Ambient air temperature for operation	-40...131 °F (-40...55 °C)
Vibration resistance	3 gn +/- 1 mm 10...150 Hz)5 cycles in operation 5 gn +/- 1 mm 10...150 Hz)5 cycles not operating
IP degree of protection	IP40 conforming to IEC 60529
Shock resistance	10 gn in operation 30 gn not operating
Pollution degree	3

## Ordering and shipping details

Category	US10CP221127
Discount Schedule	0CP2
GTIN	3389119403504
Returnability	Yes
Country of origin	CN

## Packing Units

Unit Type of Package 1	PCE
------------------------	-----

<b>Number of Units in Package 1</b>	1
<b>Package 1 Height</b>	0.827 in (2.100 cm)
<b>Package 1 Width</b>	1.063 in (2.700 cm)
<b>Package 1 Length</b>	1.811 in (4.600 cm)
<b>Package 1 Weight</b>	1.305 oz (37.000 g)
<b>Unit Type of Package 2</b>	BB1
<b>Number of Units in Package 2</b>	10
<b>Package 2 Height</b>	1.181 in (3.000 cm)
<b>Package 2 Width</b>	4.016 in (10.200 cm)
<b>Package 2 Length</b>	4.921 in (12.500 cm)
<b>Package 2 Weight</b>	13.686 oz (388.000 g)
<b>Unit Type of Package 3</b>	S02
<b>Number of Units in Package 3</b>	240
<b>Package 3 Height</b>	5.906 in (15.000 cm)
<b>Package 3 Width</b>	11.811 in (30.000 cm)
<b>Package 3 Length</b>	15.748 in (40.000 cm)
<b>Package 3 Weight</b>	21.625 lb(US) (9.809 kg)

## Contractual warranty

<b>Warranty</b>	18 months
-----------------	-----------

## Sustainability

**Green Premium™** label is Schneider Electric's commitment to delivering products with best-in-class environmental performance. Green Premium promises compliance with the latest regulations, transparency on environmental impacts, as well as circular and low-CO<sub>2</sub> products.

**Guide to assessing product sustainability** is a white paper that clarifies global eco-label standards and how to interpret environmental declarations.

[Learn more about Green Premium >](#)

[Guide to assess a product's sustainability >](#)



Transparency RoHS/REACH

## Well-being performance

✓ Reach Free Of Svhc

✓ Toxic Heavy Metal Free

✓ Mercury Free

✓ Rohs Exemption Information Yes

## Certifications & Standards

### Reach Regulation

[REACH Declaration](#)

### Eu Rohs Directive

Pro-active compliance (Product out of EU RoHS legal scope)

[EU RoHS Declaration](#)

### China Rohs Regulation

[China RoHS declaration](#)

### Environmental Disclosure

[Product Environmental Profile](#)

### Weee

The product must be disposed on European Union markets following specific waste collection and never end up in rubbish bins.

### Circularity Profile

[End of Life Information](#)

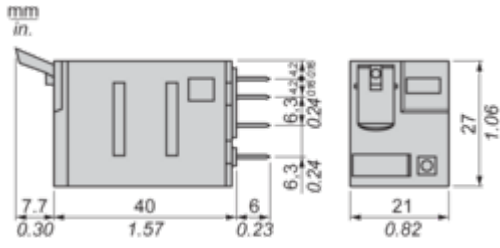
### California Proposition 65

"WARNING: This product can expose you to chemicals including: Nickel compounds, which is known to the State of California to cause cancer, and Di-isodecyl phthalate (DIDP), which is known to the State of California to cause birth defects or other reproductive harm. For more information go to [www.P65Warnings.ca.gov](http://www.P65Warnings.ca.gov)"

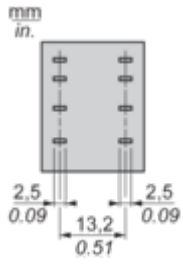
Dimensions Drawings

Dimensions

---



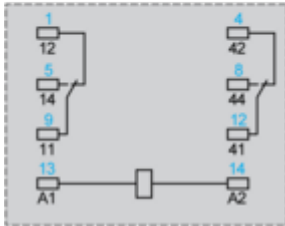
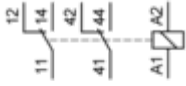
Pin Side View



Connections and Schema

Wiring Diagram

---



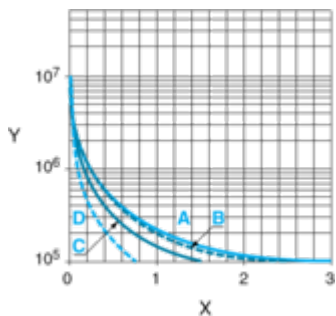
Symbols shown in blue correspond to Nema marking.

Performance Curves

Electrical Durability of Contacts

Durability (inductive load) = durability (resistive load) x reduction coefficient.

Resistive AC load



X Switching capacity (kVA)

Y Durability (Number of operating cycles)

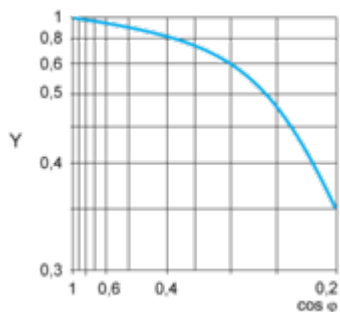
A RXM2AB...

B RXM3AB...

C RXM4AB...

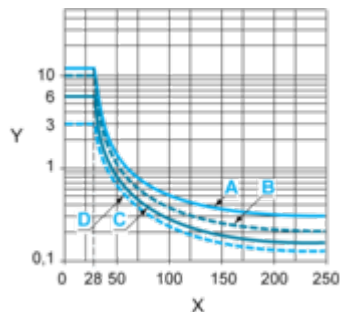
D RXM4GB...

Reduction coefficient for inductive AC load (depending on power factor  $\cos \phi$ )



Y Reduction coefficient (A)

Maximum switching capacity on resistive DC load



X Voltage DC

Y Current DC

A RXM2AB...

B RXM3AB...

C RXM4AB...

D RXM4GB...

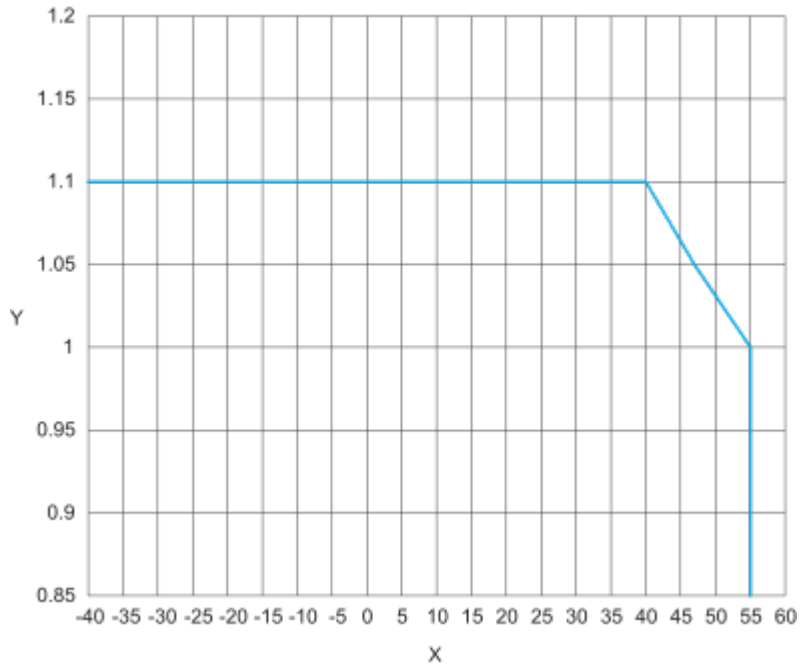
Note : These are typical curves, actual durability depends on load, environment, duty cycle, etc.

For inductive load, to increase relay life cycles, please add a proper load protection circuit (eg: RC protection/Varistor/ free Wheeling diode -DC load only- ).

For low level loads (below 10mA), we recommend to use RXM\*GB series with bifurcated contacts relays instead.



AC Coil Voltage and Operating Temperature under continuous duty



X : Operating temperature (°C)

Y : AC coil voltage (UC)

Technical Illustration

Dimensions

---

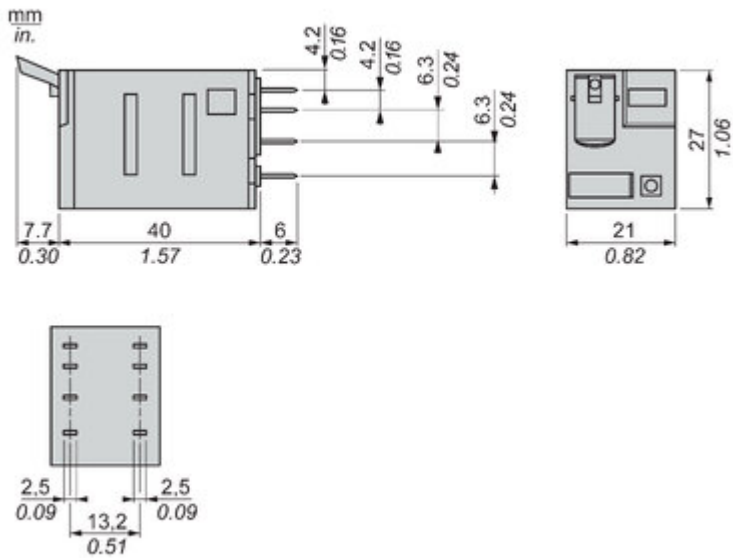



Image of product / Alternate images

Alternative

---









Image of product in real life situation

